



SMOKEY JOE®

ASSEMBLY GUIDE

Read owner's guide before using the barbecue.

Lisez le guide d'utilisation avant d'utiliser le barbecue.

Bitte lesen Sie das Benutzerhandbuch, bevor Sie den Grill verwenden.

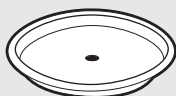

14 inch
(37 cm)



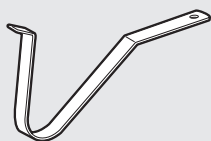
57974

EU 06/24/14

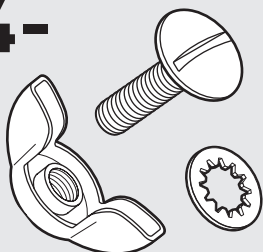
1-




3-



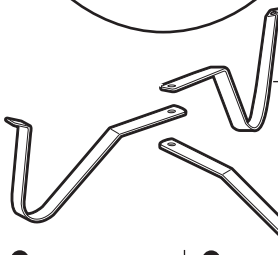
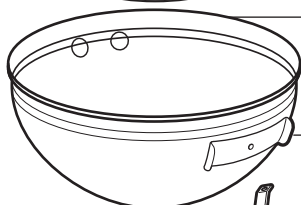

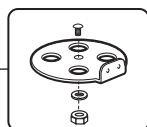
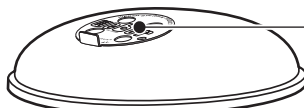
4-



5-



Smokey Joe®_XV_EU_053014



EN

1. Lid Handle Assembly
2. Lid Damper Assembly
3. Lid
4. Cooking Grate
5. Charcoal Grate
6. Catch Pan
7. Bowl
8. Bowl Vent Assembly
9. Leg
10. Charcoal Cup

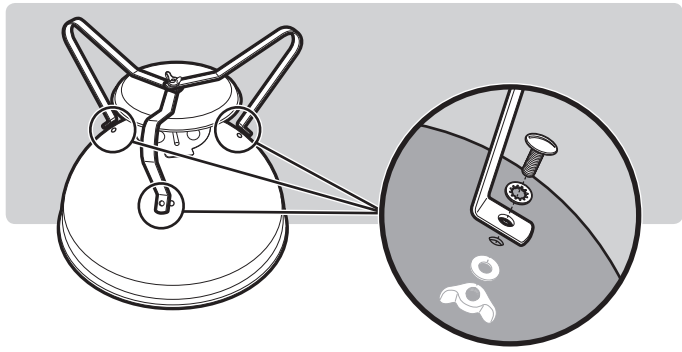
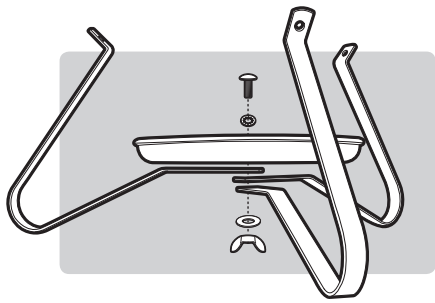
FR

1. Kit poignée de couvercle
2. Clapet de ventilation couvercle
3. Couvercle
4. Grille de cuisson
5. Grille foyer
6. Bac de récupération
7. Cuve
8. Clapet d'aération cuve
9. Pied
10. Doseur à charbon de bois

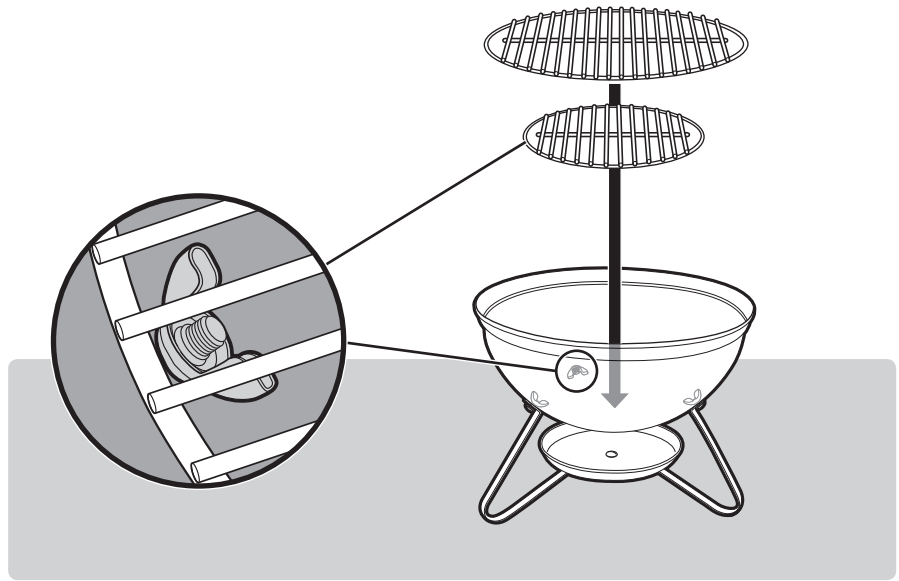
DE

1. Deckelgriff
2. Deckellüfter
3. Deckel
4. Grillrost
5. Holzkohlerost
6. Auffangschale
7. Kessel
8. Entlüftung am Kessel
9. Bein
10. Holzkohletasse

1



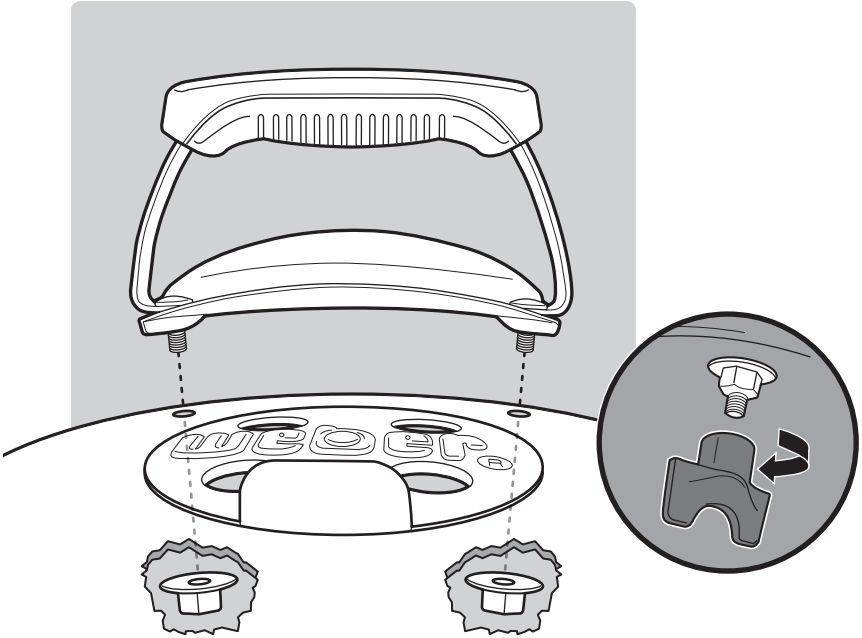
2



3



2-



WEBER-STEPHEN PRODUCTS LLC
www.weber.com[®]